

**3**  
*Investment Solutions*  
*A Financial clinic for all financial needs*

**FINANCIAL BULLETIN**

**22ND OCT TO 28TH OCT**



**ADDRESS: - 91 SPRINGBOARD, 2ND FLOOR, SHANTA BUILDING, OPP  
BROADWAY BOOK CENTRE, PANAJI-GOIA. 403001**

**CONTACT: - 9545557278 / 7972458680**

**EMAIL: - PRATHAMESH@P3INVESTMENTSOLUTIONS.COM**

**WEBSITE: - WWW.P3INVESTMENTSOLUTIONS.COM**



## From the Founders desk

The markets corrected again after last week's bounce back, Nifty fell by 1.61% for the week. Bank nifty also followed the nifty and moved down by 1.22% for the week. The BSE midcap and small cap were also not left far behind, midcaps corrected by 1.6% and small caps have corrected by 0.54%.

Mixed movement was seen both the shiny metals again this week, gold prices maintained its rising trend while silver corrected again. Gold became sparkled by 0.31% and silver lost its shine by 0.24%.

The crude oil extended its fall for second week in a row, moving down by a strong 2.98%. INR on the other hand continued its strong position against the dollar for second week, closing at 73.32. The 10-year bond yields have started to cool owing to RBIs OMO operation and fall in crude oil.

We would request every reader to provide feedback on the improvements that can be done or the topics he/she feels that needs to be included. We will review the requirement from our side and then add in the bulletin. For any queries, please get in touch with us at [Prathamesh@p3investmentsolutions.com](mailto:Prathamesh@p3investmentsolutions.com).

Happy reading.

Thank You

**Prathamesh Pai Bir**

Founder-P3 Investment Solutions



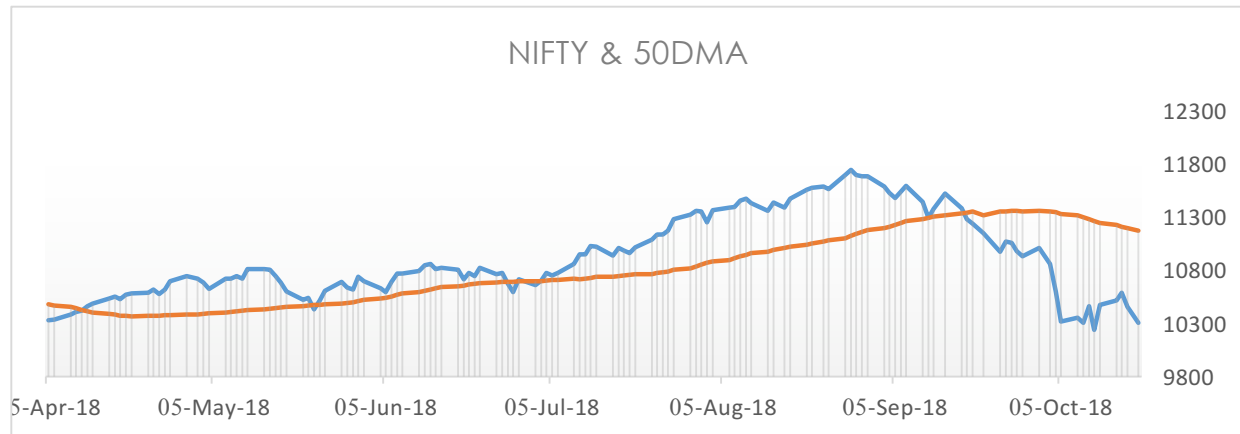
## Contents

<b>Weekly Market Forecast: 22<sup>nd</sup> October to 28<sup>th</sup> October 2018</b> .....	4
<b>Bond market update</b> .....	6
<b>Disclaimer</b> .....	7

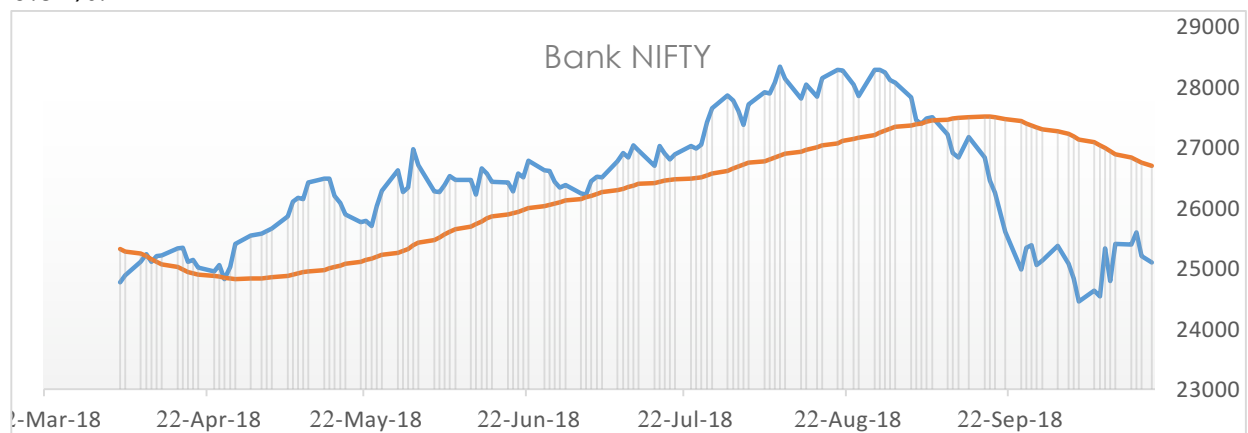


## Weekly Market Forecast: 22<sup>nd</sup> October to 28<sup>th</sup> October 2018

The Indians market corrected again after last week's bounce. The NIFTY, closed in red for the week at 10303.55 (10472.50 last week) down by 1.61%. The BANK



NIFTY, also corrected and closed at 25085.80 (25395.85 last week), weaker by 1.22% for the week. Both BSE Midcap and BSE Smallcap followed the leading indices. Midcap Index closed at 14,058.30 (14,286.22 last week) with a loss of 1.60%. BSE Smallcap index closed at 14,082.92 (14159.43 last week) down by 0.54%.



The market reacted sharply over the second quarter results of biggies viz. Reliance Ind, HCL Tech, Ultratech Cements, Hero Motocorp, Infosys, ACC and IndusInd Bank. Movements in this week too will be primarily derived on second quarter results. The market indices are still in negative territory on a weekly basis. Key data on performance of US economy will have a strong influence on market.

The US bourses ended in green after three weeks of bearish move. Dow Jones Industrial Average (DOW) closed at 25444.34 (25339.99 last week) stronger by 0.41%. S&P 500 closed flat at 2767.78, almost at a same level as last week's close



of 2767.13. However, NASDAQ also closed in red for the week at 7449.03 (7496.89 last week) weaker by 0.64%.

Mixed movement was seen in case of the shiny metals. MCX Gold Mini 05 November Futures closed at 31754 (31,655 last week) stronger by 0.31%. MCX Silver Mini 30 Nov Futures closed at 38840 (38,933 last week) lower by 0.24%.

Crude oil price extended bearish move in the week after a steep fall last week. MCX Crude oil 16 Nov. Futures closed at 5087 (5243 last week) down by a strong 2.98%.

The Indian Rupee's appreciation continued for the second week. USD/INR traded below 74 mark for most of the week. It closed on Friday at 73.3250 compared to last week's close of 73.5650.

### **Result Calendar**

- Monday 22 Oct – Asian Paints, GSK pharma, Hind Zinc, Kansai Nerolac
- Tuesday 23 Oct – Adani Port, Ambuja Cement, Bajaj Finance, Bajaj Finserv, TVS Motors,
- Wednesday 24 Oct – Baja Auto, Emami, Exide Ind, IDFC Bank, Jubilant Food, Kotak Mahindra Bank, L&T Fin Holdings, Wipro
- Thursday 25 Oct – Bharti Airtel, Biocon, JSW Steel, MRF, Piramal Enterprise, Yes Bank
- Friday 26 Oct – ICICI Bank, ITC, Indian Oil, Maruti Suzuki, Nestle

### **Events in the week:**

- Monday 22 Oct – US T-bill auction
- Tuesday 23 Oct– US 2-year note auction
- Wednesday 24 Oct – India Money supply data; US Manufacturing PMI, Services PMI, New home sales, Crude oil inventories
- Thursday 25 Oct – US core durable goods order, Initial jobless claims, Pending home sales,
- Friday 26 Oct – India Bank loan/ deposit growth, Forex reserves; US GDP data, Michigan Consumer sentiments

**Trading Ideas:** Based on technical analysis, we recommend the following trades for the week:

1. HPCL: Sell @ 241.45; **Stoploss** 259.05; Target 189.05
2. Sun pharma: Buy @ 603.20; **Stoploss** 598.65; Target 612.30
3. Kotak Mahindra Bank: Buy @ 1181.60; **StopLoss** 1175.60; Target 1193.60



## Performance of Last week's Technical Call:

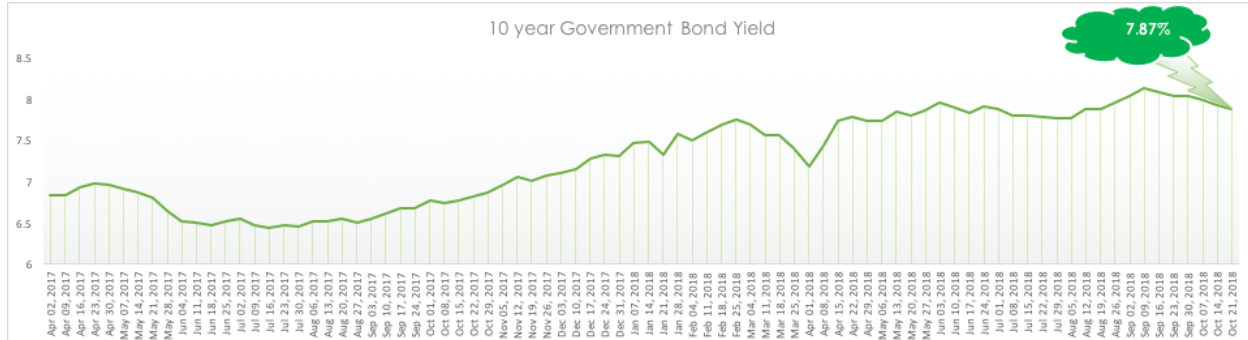
1. ITC: Buy @ 267.15; **Stoploss** 263.50; Target 275.10...Target HIT
2. SBI: Buy @ 246.60; **Stoploss** 239.25; Target 264.95...price level did not reach
3. Sun Pharma: Buy @ 580.25; **Stoploss** 568.1; Target 616.65...price level did not reach

## Weekly Top Gainers/ Losers (NIFTY)

Top Gainers		Top Losers	
Name of Company	Weekly Return	Name of Company	Weekly Return
ITC	5.18%	Indiabulls Housing	-29.85%
Dr. Reddy's	4.16%	Yes Bank	-11.58%
Sun Pharma	3.28%	Eicher Motor	-9.53%
Kotak Mahindra Bank	2.72%	Maruti Suzuki	-7.28%
UPL	2.61%	Bajaj Finserv	-6.78%

Credit- Dr Amiya Sahu

## Bond market update



Bond yields are showing signs of retreat, it moved down by about 5 basis points (down by 0.62 %) during the past week closing at 7.87%.

RBI's OMO operation along with softening of crude oil prices has triggered the reversal of bond yields. The 10-year bond yields have fallen 30 basis points since its peak of 8.23%. RBI has declared it would buy Rs 360 billion worth of bonds in the month of October. RBI has since July infused Rs 760 billion through OMO operation.



## Disclaimer

We would like to inform our audience that the view on the market is purely a view from our firm perspective and not a guarantee of any sought in generating wealth. The trading tips recommended are purely a view point and there is no assurance or guarantee of return is provided on the same. Hence all the readers are requested to apply their prudence and judge accordingly before acting on any of the recommendations provided on this site or any other mode or platform provided by the company. Neither, P3 Investment Solutions nor any of its Founders, Advisors, or employees holds any kind of responsibility for any loss incurred (if any), by acting as per the recommendations provided.

Investment in Share Market has its own risks. Sincere efforts have been made to present the good investment perspective. The information contained herein is based on analysis and on sources that we consider reliable. We, however, do not vouch for the accuracy or the completeness thereof. This material is for personal information and we are not responsible for any loss incurred (if any), due to it & take no responsibility whatsoever for any financial profits or loss which may arise from the recommendations above.

Investments or trading in any of the security markets is subject to market risks and there is no assurance or guarantee. Investment or trading in any security or capital market involves certain risk such as varying trading volume, settlement risk, liquidity risk, default risk, general market risks which leads to possible erosion of capital.

All Recommendation is purely based on technical analysis. Which is depends on market participations. We not only try to maintain our accuracy but constantly try to enhance it to the best of our ability, but we never provide any kind of assurances on the return or guarantee over accuracy of any services. Neither, P3 Investment Solutions nor any of its representatives cannot provide any surety about the accuracy of any services because of the nature of the stock market comprising of many risks already stated above.